

Cuba



A Collection of Stamps
issued under Spanish Dominion by
Samuel T. Bothwell Sr.



BOOK I

TABLE OF CONTENTS

THE SPANISH DOMINION

FIRST THROUGH FOURTH ISSUE, QUEEN ISABELLA II FACING RIGHT. 1855-1861	SECTION 1
QUEEN ISABELLA II FACING LEFT. IMPERFORATE AND PERFORATED. 1862-1869	SECTION 2
ISSUES OF FEBRUARY 1, 1870 - JANUARY 1, 1875.	SECTION 3
ALFONSO XII 1876 - 1883.	SECTION 4
ALFONSO XII 1883 - 1889. (INCLUDING SURCHARGES OF 1883)	SECTION 5
ALFONSO XIII 1890 - 1897. (BABY OR "PELON")	SECTION 6
ALFONSO XIII 1898. ("AUTONOMIA")	SECTION 7
CINDERELLA STAMPS & TELEGRAPH STAMPS 1868 - 1898. (INCLUDING "GIRO")	SECTION 8
UNITED STATES ADMINISTRATION	
PUERTO PRINCIPE ISSUE DECEMBER 19, 1898 - JANUARY 11, 1899.	SECTION 9
UNITED STATES STAMPS SURCHARGED "CUBA de PESO".	SECTION 10
ISSUE OF SEPTEMBER 1, 1899.	SECTION 11



Cuba

By Royal Decree of December 19, 1854, stamps were to be used for the payment of postage beginning March 1, 1855. The stamps were engraved by Don Jose Perez Varela. Electrotypes were made from the die and assembled into plates of 170 plates arranged in 17 columns of 10 rows. The stamp size is 18.5mm by 22.5mm and bears a portrait of Queen Isabella II facing right.


First Issue, April 24, 1855.

Typographed on greenish blue, hand made paper watermarked "loops".

First Issue



Second Issue



Second Issue, September 13, 1855.


Typographed on Yellowish white-blue hand made paper watermarked "loops".

Common




Watermarks were prescribed by a Royal Order dated October 16, 1854. There are three main types of the loop watermark and 1 sub varieties. IN the most common, the end of each loop is directly above or below the space between the opposing loops. In 10 per cent of the stamps, the loops are directly opposite. this occurs in eather row 3 (see next page) or row 5 (see "Estudio Sobre La Primers Emision Postal De Antillas Espanolas", by J. L. Guerra Aquira, Havana, Cuba, 1976, page 26, in Book V, Section 5.)

Opposed direct



A sub variety of the two occurs in row 9, (see next page) that I call "Opposed offset". In this variety the center of the loop on one row is lined up on the right or left edge of the loop above it. So far this variety has been reported in row 9 only.

Opposed offset




A rarely found third type occurs due to an error in the placement of the sheet of paper on an angle in the printing press, causing a complete loop to appear on the stamp. As can be seen by the strip of 3 stamps, the watermark moves up the as you go from left to right (very rare). As the watermark moves up until it becomes centered it's rarity increases.

Whole loop




Whole loop last stamp only



Whole loop low



Cuba




Cuba

First Issue, April 24, 1855.

#1-jr,1-sc,1*-y. #1a,1,1b*.
greenish blue olive green



#1,1,1a*.
deep blue green



#1,1,1c*.
CORRFOS



#1x,1,1*.
CORLEOS



#1,1,1*.
deep green



#1,1,1*.
slate green




#1,1,1*.
light slate grn



#1,1,1*.
deep gray green



#2,2,2*.
green



#2a,2,2a*.
gray green



#2b,2,2b*.
yellow green




#2c,2,2c*.
blue green



#2d,2,2d*.
position D14
light green



#2,2,2e.
bronze green




#3,3,3*.
dark carmine



#3x,3,3*.
carmine red



#3x,3,3*.
venetian red



#3,3,3*.
position F4
LR corner open



#3,3,3*.
position I12



<filled in frame

Forgeries

#2,2,2*.
probably Spiro



#3,3,3*.
probably Spiro



#3,3,3*.
Feree Type 1 (78 pearls)



Look for ~~FOR~~ CORREOS

*Antillas Espanolas

Samuel T. Bothwell


Cuba

Second Issue, September 13, 1855.

#4,1,1*.
blackish green



#4,1,1*.
dull blue green



#4,1,1*.
olive green



#4,1,1*.
deep dull green



#4,1,1*.
deep green blue



#4,1,1*.
deep turquoise blue



#4,1,1*.
blackish green
missing pearl




#4,1,1*.
paper folded
in printing




#5,2,2e*.
bronze green



#5,2,2d*.
deep yellow grn



#5,2,2d*.
dull yellow grn



#5,2,2*.
dull green



#5,2,2c*.
dull blue green



#5,2,2a*.
gray green



#5,2,2e*.
paper folded
in printing



#5,2,2e*.
bronze green
CURREOS



#6,4,3*.
orange red




#6,4,3*.
dull orange




#6,4,3*.
yellow orange



#6,4,3*.
yellow brown



#6,4,3*.
light brown



Venetian
#6,4,3*.
indian red



*Antillas Espanolas

Samuel T. Bothwell

Cuba

Second Issue, September 13, 1855.

#6,4,3*.
dull red




#6,4,3*.
paper folded in printing




First and Second issue blocks.

#5,2,2e*.
9




10

#3x,3,3*.
carmine red



#6,4,3*.
dull orange



*Antillas Espanolas

Samuel T. Bothwell

Cuba

Surcharges of 1855.

First & Second Issue. November 19, 1855.

On April 19, 1855, Don Narciso de la Torre y Marin, General Administrator of Posts for the Island, recommended to Captain General Don Jose de la Concha, the creation of a system of home delivery with in Cuba, mainly in Havana. To effect Y 1/4". This was to stand for Interior but the "Y" was a replacement of the "I" so that it could not be mistaken for 1 1/4. On November 15, 1855 in Gaceta Oficial it was announced that local delivery for Havana only would start on November 19, 1855.


The Surcharge was applied in the print shop of J. Toribio de Arazoza in Havana. It was applied in black ink using standard moveable type. The printing was done two rows at a time on sheets of 170 stamps. Because of the short time the printer had, he was forced to use what ever type was on hand and this caused him to use two different types of Y.

The characteristics of the genuine surcharges are:

	Wide Y	Narrow Y
Overall height of Y	4.5mm	5.25mm
Width of thick arm of Y	0.75mm	0.75mm
Height of base to apex angle	2.0mm	2.5mm
Angle of the Y	27deg. 23min	17deg. 19min
Height of 1/4	7.0mm	7.0mm

#7.5.4.


dark carmine



carmine red



light carmine red




#8.7.4A.

dark carmine



carmine red



light carmine




#9,6,5.

orange red



dull orange



#10,8,5A.

dull orange



light surcharg



postal forgery

surcharge errased to be used as a 2 reals



Cuba

Surcharges of 1855 Forgeries.

First & Second Issue. November 19, 1855.

The Y1/4 surcharge of 1855 on the 2 Reals watermarked "loops" has been extensively forged, but all of the forgeries are philatelic. These can be quite dangerous as the forgeries were applied to real stamps. They is a great deal of confusion as to what the real surcharge looks like i.e the illustrations of these in the Scott catalog are of Fournier forgeries.

Forged Surcharges on real stamps, (Fournier?)

#7



#9



#10



Forged Surcharge on Fake Stamps (Spiro?)

#7




#9



Forged Surcharges on real stamps.

excellent fake
angle 31.5deg.
1/4 7.25mm




excellent fake classified forgery good fake
by Ricardo del Campo because none angle 25deg.
of this issue was remaindered. 1/4 7.25mm



good fake
angle 27deg.
Y 5.25mm apx 3mm
signed Hevia



fair fake
angle 40deg.
apx Y 2.5mm
signed Calvez



poor fake
angle Y 45deg.
1/4 8mm



fair fake
arm of Y
too thick



poor fake
angle Y 45deg.
1/4 5.5mm




poor fake
Y too thin
tail of 4 up



poor fake
1 is an I
tail of 4 up



poor fake
1 is an I
tail of 4 up




Fake surcharges on genuine 3rd Issue watermarked crossed lines



Cuba


First Issue #1
deep blue green




#2
gray green



#3
carmine red




Second Issue #4
deep dull green




#5
light bronze green




#6
dull orange




Third Issue #11
deep bluish green



#12
yellow olive green



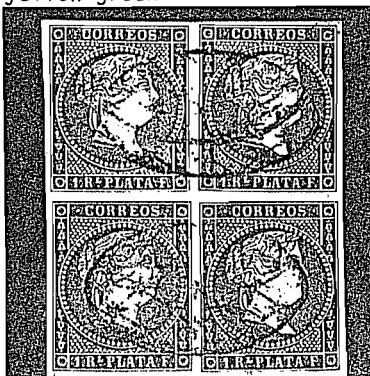
#13
pale red




Fourth Issue #14
blue



#15
yellow green



#16
dull rose



THIS IS NOT A CERTIFICATE

No. D 414

13 July 1981

THE PHILATELIC FOUNDATION
270 MADISON AVENUE
NEW YORK, N.Y. 10016

WILLIAM MCF. JONES
1821 SUMMERLAND AVENUE
WINTER PARK, FLA. 32789

With regard to the item submitted by you described as:

Country CUBA Issue 1855 Denomination 4 R 2 R
Color ORANGE BROWN Cat. No. 6

This is to inform you that in our considered opinion,
the item is GENUINE WITH PARCEL CANCELLATION BUT
(Scott No. 4) WITH COUNTERFEIT

The Expert Committee declines to issue a Certificate because: OVER PRINT.

- ☐ 1. It is a common variety and is not Scott as submitted.
- ☐ 2. It has insufficient margins to pass as imperforate.
- ☐ 3. It is a reprint of no value.
- ☒ 4. It is a common forgery.
- ☐ 5. It is not a genuine coil.
- ☐ 6. It is in such poor condition that it cannot be assessed.
- ☐ 7. A definite opinion cannot be arrived at.
- ☐ 8. _____

THIS ITEM HAS NOT BEEN EXAMINED FOR IMPERFECTIONS
OR CONDITION.



[Handwritten signature]

CURATOR


OVER

Cuba

Third Issue, September 1856.

Spanish stamps with the watermark loops were being counterfeited in Spain, so a new issue was placed in circulation in Spain on January 1, 1856. This issue is on rough hand made paper of a yellowish shade, watermarked with cross lines. The patterns of the crossed lines forms a lattice of perfect squares 7mm on a side. The issue date of the stamp use in Cuba, is estimated to be September 1856.

Watermarked
crossed lines



#11,9,4*
greenish blue



#11,9,4*
deep blue green



#11,9,4*
dull blue green




#11a,9,4*
greenish black



#11,9,4*
gray olive



#11,9,4*
gray blue




#11,9,4*
gray green



#11,9,4*
position E1
dent lower
left frame



#11,9,4*
position J9
dent middle
of right frame



#11,9,4*
position E11
minor dent
upper right
frame beside
third flower



#11,9,4*
position G17
frame dent
below R in
1/2 R



#11,9,4*
position D8
frame dent
between 1/2
and R



#11,9,4*
position F1
frame dent
below L of
PLATA



#11,9,4*
position I13 I14 I15 I16
I13, frm brk below LL ornament & frm dnt UR side 3rd flower



#11,9,4*
position E13 E14

upper right
corner flattened



#11,9,4* FAKE
GA type 5



#11,9,4* FAKE



small dent
lower left
frame between
orniment & 1/2

*Antillas Espanolas

Position F13

F14

Cuba

Third Issue, September 1856.

#12,10,5*.
yellow green




#12a,10a,5a*.
emerald green



#12b,10,5b*.
olive green



#12b,10,5b*.
yellow olive



#12c,10,5*.
bright green




#12,10,5b*.
sage green




#12,10,5*.
CURREOS




#12b,10,5b*.
olive green



#12,10,5b*.
sage green



Fake Postal
Fournier ?




#13,11,6*.
pale red




#13,11,6*.
venetian red



#13,11,6*.
brown
indian red



#13,11,6*.
dull orange



#13,11,6*.
flesh



#13,11,6*.
brown red



#13,11,6*.
pos. D10
dot 11 0'clock
upper left
rosett



#13,11,6*.
pos. E8
frame break
below LL
rosett



Fake Postal



*Antillas Espanolas

Samuel T. Bothwell

Cuba

Fourth Issue. Late 1856

The fourth printing, called the issue of 1857, was printed on white, smooth, wove, machine made, unwatermarked paper. The paper is the same as that used for the Spanish Issue of April 11, 1856, and varies from a very rough paper to a smooth shiny paper in later issues. Yvert numbers shown for Antillas Espanolas.

Fourth Issue

1/2 Real

#14,12,7*
blue

#14a,12,7c*
light blue

#14b,12,7a*
ultramarine

#14c,12,7b*
dark blue

#14f
missing pearl
in upper left
corner design

#14g
acid cleaned
third setting



#14e,12,7e*

left upper corner white first setting & second setting
position C4

position C4

first repair

second repair

second repair

position A1
dent in bottom
frm between R&P



position A2
CORRFOS
dent below L

position A3
dent in frame
below L

position A10
dents below 1/2
& between P&L

position A11
turquoise blue
frm brk below RL

position A13
frm bk below L
UR corner open

position A14
slate blue
dents below RL
& right frame



position A17
LR corner
missing


position B1
frm brk below R
of RL

position B3
dent in frame
below R of RL

position B9
brk in oval
5 & 11 O'clock

position B10
breaks in UL
frm & below 1/2

position B14
CORRFOS
dent below 1/2
brk LR frm 1 bell



* Antillas Espanolas

Samuel 7. Bothwell

Cuba

Fourth Issue. Late 1856

#14,12,7*

position C1
dent LR frame
3rd bell



position C12
CORRFOS dent
above 2nr R &
brk below L




position C15
dent below R
of RL



position D4
CORRFOS




position D5
dull green
LR corner open



position D9
CORRFOS
dent above 2nd
R, brk UL corner



position D13
dents in frame
abv. E blw. L



position D15
CORRFOS
spot above 1st R



position D17
break in frame
below R



position E1
large dent in LL
frame 3rd bell



position E12
frm brk below RL
dent right frm



position F4
dent lower frm
below 1st A



position F7
white blotch
upper right



position F10
dent UR frame
3rd bell



position F11
2 dents right
frame UR corner
open



position F16
frm brk above
2nd O & blw 1/2
FD abv C & blw R



position G4
frame break
below L



position G8
white line top
to bottom right
side



position G12
dent UR frame
frm brk below
right ornament



position G16
frame break
above C




position H4
dent abv 2nd R
frm bks blw 1/2
& 1st A



position H13
frame broken &
bent out LL 1st
bell



position H15
dent in frame
below L



position H16
right frame
missing



* Antillas Espanolas

Samuel T. Bothwell

Cuba

Fourth Issue. Late 1856

#14,12,7*
position I11
frame break
abv E & blw 1/2



#14,12,7*

#14,12,7*
position I12
frm brk below
LL ornament



#14,12,7*

#14,12,7*
position I17
frame dents
below R & T



#14,12,7*

#14,12,7*
position J1
oversized left
& bottom border



#14,12,7*
position J5
2 dents right
frame



Blocks

#14,12,7*
position J17
UR corner open
frm dent between
O & R




position J2
blue dot UR
triangle



position D8
frame dented
below R of RL



position J4
UL frame dented
below 2nd flower



Blocks

position E12
frame break
between R & L
center right
frame dent

position F12
frame break
belwo R of RL
center right
frame dent

acid cleaned third setting



position E13
UR corner
open

position F13
small frame
dent blw 1/2

Blocks

position F1
frame break
UR at 2nd
flower



position F2
frame dent
below R of
RL

position E4
frm brk blw
T & above
1st O



position E5
no flaws


position G1
frame break
below A of
PLATA

position G2
frame break
UL at 1st
flower

position F4
spot on 1st
period
of CORREOS

position F5
no flaws

F8



H 12



Cuba

Fourth Issue. Late 1856

#15,13,8*.
bright green



#15a,13a,8b*.
yellow green



#15a,13a,8b*.
dull yellow grn



#15b,13,8c*.
gray green




#15c,13,8a*.
dark green



#15,13,8*.
emerald



#15e,13,8A*.
acid clened




#15,13,8*.
very thin paper



#15,13,8*.
turquoise green



#15,13,8*. proof
carmine red



#15,13,8*. proof
carmine




#15,13,8*. proof
lake on green



#15,13,8*.
position B5
LR corner
missing



#15,13,8*.
position B6
frame break
above E



#15,13,8*.
position B17
frame dent UL
at 3rd flower



#15,13,8*.
position C9
frame break
below LL rosette



#15,13,8*.
position C12
frame break
above UL rosette



#15,13,8*.
position D13
deformed
UL corner



#15,13,8*.
position D15
frame break
above 1st 0



#15,13,8*.
position D17
lower frame brks
brk above 1st .



#15,13,8*.
position F8
frm brk L ctr
frame brk A to >



#15,13,8*.
position G1
4th flower
attached to frm



#15,13,8*.
position H3
frame break
UR corner




#15,13,8*.
position H17
LL corner open
frm brk LL 1st fl



#15,13,8*.
position J2
frane break
above 1st 0



#15,13,8*.
position J10
frame break
center left



B15

Upper left
corner missing
starting at top
0

Cuba

Fourth Issue. Late 1856

#16,14,9*.
dull rose



#16,14,9*.
rose red



#16,14,9*.
lite dull rose




#16,14,9*.
GORREOS
missing pearl



#16a,14,9b*.
orange red



#16,14,9*.
venetian red



#16a,14,9b*.
red orange



#16,14,9*.
orange red
part of selvage



#16b,14,9a*.
carmine red



#16,14,9*.
indian red



Block

position C10
no flaws



position C11
no flaws

position D10
white spot
11 O'clock
UR rosette

position D11
no flaws

Cuba

Fourth Issue. Late 1856

#16,14,9*. COLLUMS 1, 2, 3, 4, & 5.

A

B

C

D

E

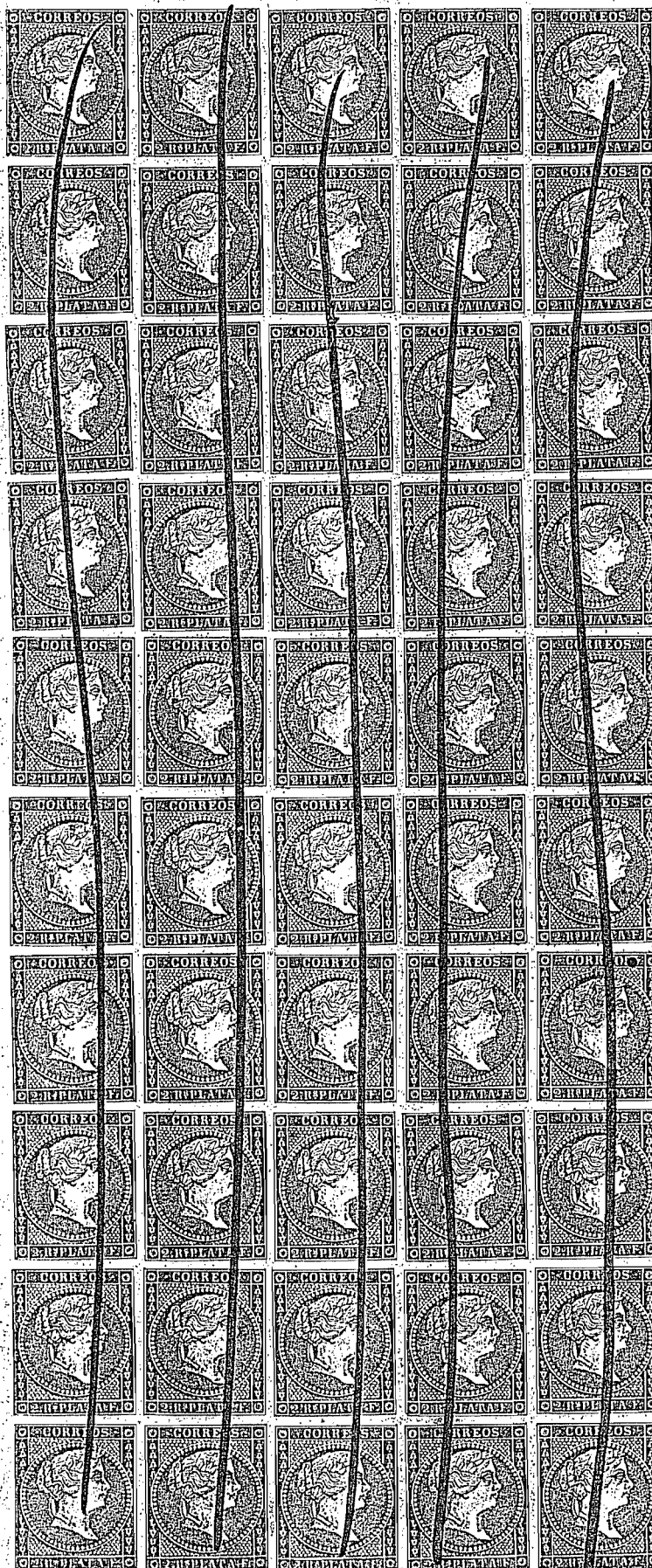
F

G

H

I

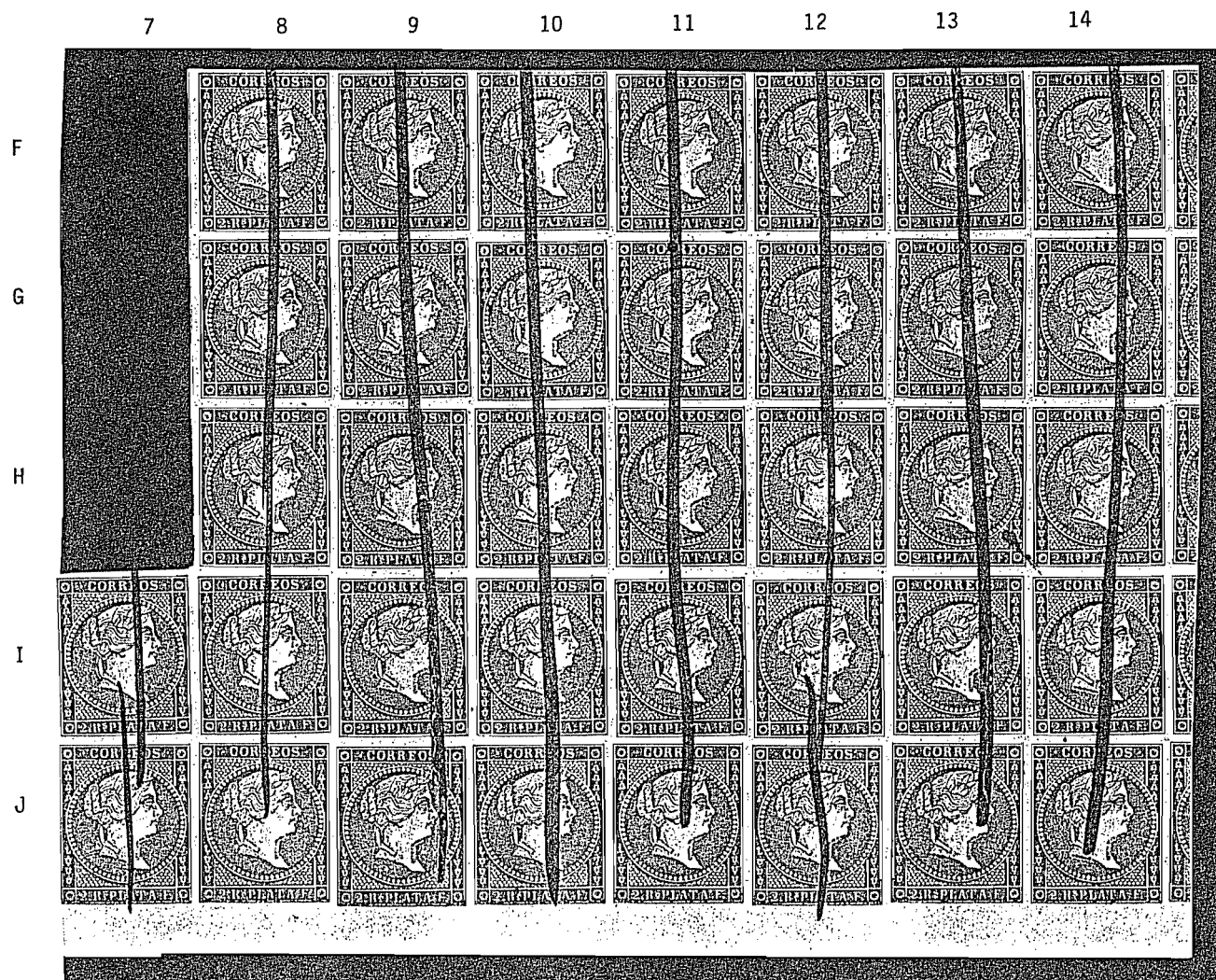
J



Cuba

Fourth Issue. Late 1856

#16,14,9*.





The
American Philatelic
Expertizing Service



Enclosed herewith for examination is the following item believed to be:

Country Cuba Year Issued 1855-56
Denomination 4rp/2rp Color Orange red

☒ Unused o.g. ☐ Unused part o.g. ☐ Used
☐ Mint never hinged ☐ Unused no gum

Cat. Scott 6 Cat. Value \$150.00

Catalogue used Scott 76 Vol. II

Other information

The item submitted has been previously expertized ☐ yes, ☒ no.
If yes, give committee name and date

The following information is desired:

Verification of my identification or please identify

My remittance in the amount of \$4.00, \$6.00, \$9.00, \$13.00 (circle one) is enclosed as per the schedule set forth in Rule No. 3. I am also enclosing the stamped addressed envelope required by Rule No. 4.

I have read and fully understand the Rules and Requirements and I accept them without qualification. I further certify that the item submitted is the property of the undersigned and if coverage against loss or damage is desired I will provide my own insurance.

Arthur G. Barnard Jr.
(signature)

Owner's Item No. _____ Date submitted 3-8-76

Name Arthur G. Barnard Jr.

Address P.O. Box 815


City Havana State Fla. Zip No. 32333

APS No. 83440 ASDA Member _____

Use the No. assigned here →
when referring to the opinion
rendered by the Committee.


26673

MOUNT ONLY ONE STAMP, PAIR, BLOCK OR COVER IN THIS SPACE. MOUNT THEM SO IT CAN BE EASILY REMOVED FOR EXAMINATION, BUT BE SURE THE MOUNT IS CLOSED OR FOLDED SO THE ITEM WILL NOT ACCIDENTALLY FALL OUT. ALL ACETATE OR GLASSINE ENVELOPES.



AMERICAN
PHILATELIC SOCIETY

26673



Members of The American Philatelic Expertizing Service have examined the item submitted and it is their opinion that it is

a forged overprint.

James T. DeVos
(APS Authorized Signature)
Phillip F. Robbins
(ASDA Authorized Signature)

Date JUL 17 1975

Cuba

Fourth Issue Surcharged for Local Delivery.

On the Dull Rose 2 Reals of the Forth Issue, 200,000 "Y1/4" surcharges were applied by the print shop of J. Toribio in Havana, Cuba. in early 1858. The type used in this issue was different from from that used in earlier issues. The fraction bar is a 1 lying on its left side and all of the "Y" are similar.

The characteristics of the genuine surcharges are:

Overall height of the Y 5.25mm
Width of the thick arm of Y 1.0mm
Height of base to apex angle 2.25mm
Angle of Y 25deg.


#17,15,10.
type a



type i
position B15



type a
position A1



type k
position C4



type a
position A14




type x
position C7



type a
position E16



type y
position I14



#17a,15a,10e.
type n
inverted 1
position H4



#17b
type k
thin 1/4
position G1



Fakes Philatelic.

Havana type I
angle 25deg.
apex 1.5mm



broken bar
position A3



Ferie type II
angle 40deg
Y 5.5mm




broken bar
position A14




Ferie type II
horizontal
position E5



broken bar
position D2



on #6
angle 40deg
apex 2.75mm




inverted
poor fake



on-#3
angle 35deg.
Y 5.0mm



Y too thin
poor fake



broken bar
position E2
angle 35deg.



broken Y
angle 40deg.



Cuba

Forgeries of the first four issues.

The forgeries of Spanish Stamps used in Cuba range from the crude to the expert, and considering the lack of quality control at the Stamp Printing Office in Madrid, were often accepted by the postal clerks. Since some of the forgeries were as good, if not better than the genuine it is important to list as many Postal and Philatelic fakes as possible.

Postal Fakes

GA type 1



GA type 2



GA type 3



GA type 5




GA type 5



GA type 6



Ga type 7



GA type 8



GA type 15



GA type 1 pair



GA type 5 pair



GA type ? block of 4
note major variances in face



Ga type 6 block of 4



Ga type 6 block of 6



Philatelic Fakes

Spiro? note second border frame



Fournier?



Fournier?



Fournier?



Not identified



Cuba

Issue of November. 1862

Designed by Don Jose Perez Varela, the new stamp of 1/4 Real, for local delivery was placed on sale in Cuba. The stamps were typographed from plates composed of 200 cliches divided into two panes of 100, each 10 by 10. The paper is a thinnish, tinted, wove type, unwatermarked. This issue is imperforate. The only flaws found so far are in the lower corner ornaments that are composed of an X with o in between the spokes. The number of pearls on genuine stamps are 34 across top and 43 on each side.

1/4 Real

#18,16,11.

#18,16,11.

upper O is a U
in left ornm.

#18,16,11.

top and bottom
O is a C RO

#18,16,11.

left O is a C
right ornm.

#18,16,11.

bottom O is C
left ornm.




Fig 175


Fakes Postal.

(Fournier?)

21.5mm high, genuin is 22.
dashes in the band of the
crown are crude.

paper too yellow, periods are round instead of
square, and there are drips on bottom of the
back of the neck and ornaments are misshapen.

design of 1862
in green and
1/2 Real



block of four



Cuba

Issue of January 1, 1864.

In January, 1864 a new definitive issue was placed on sale differing from the issue for Spain of January 1, 1864, only in the currency used. This issue became necessary owing to the extensive falsification of the of the 1855 design issues and the deterioration of the plates used in the many printings. The dies were engraved by Don Jose Perez Varela. This issue was typographed on unwatermarked, moderately thick, wove paper. Printed at the Fabrica Nacional de Sellos, Madrid. The issue includes a 1/4 Real value to provide for the local delivery fee.

1/4 Real

#19,17,12.
black on buff



#19a,17,12a.
thin paper



#19,17,12.
nose ring



Forgeries Postal
Barcelona ?



used
short fraction
bar



short fraction
bar



Philatelic forgery



1/2 Real

#20,18,10*.
green on cream
white paper



#20x,18,10*.
green on buff
paper



#20a,19,10a*.
green on pale
rose paper



#20b,19,10a*.
green on salmon
paper



#20c,19,10a*.
green on lilac
rose paper



#20d,19,10a*.
green on deep
rose thin paper



Errors
a beard



blowing bubbles



blowing bubbles



dirty plate



break in frame
top at right



frame open upper
right corner



* Antillas Espanolas

Samuel T. Bothwell

Cuba


1/2 Real
frame break
below P



plating errors
frame brk above
first O



upper left
corner open



break in line
above first R




break in line
above 2nd R



broken 2
in 1/2



#20,18,10*.
gum on both sides



. a , behind F
frame break LL



. a , behind F
frame break LL



. a , behind F




CORREOS.




#20,18,10*.
break in line
above T



#20,18,10*.
left arm of T
broken




#20c,19,10a*.
broken 2 in 1/2
UL corner open
first stamp




#20c,19,10a*.
left inner frame
line extends to
top of top frame




Boredom Break
Below R.L.



Forgeries postal used



rt Sta
From Spun Below
LA



Cuba

1 Real

#21,20,11*.
blue on salmon



#21a,20,11*.
blue on
dark salmon



#21b,20,11*.
blue on white



#21c,20,11*.
. missing 1.R
pos C9



#21
LL corner open



Forgeries
Spiro ?



Fournier ?



Barcelona ?



2 Reals
#22,21,12*.
vermillion
on white



#22a,21,12*.
vermillion
on rose



#22b,21,12a*.
red on rose



Carmen Red
#22x,21,12*.
dull scarlet
on white



#22x,21,12*.
FAKE
red orange *Red*
on on cream



no . after F
line brk below R
in 2.R



waves in red



Forgeries
Barcelona ?



Fournier ?




Cuba

Issue of January 1, 1866.

On January 1, 1866 a new issue reflecting the change to a decimal currency of 100 centimos de Escudo equals 1 Escudo was placed in use. The design is the same as that of the 1864 issue except in the currency block. For the first time the year of issue also appears on the stamps in the currency block. This issue was not used in Puerto Rico, as the currency change did not take place there until 1868. Printed on unwatermarked, very thin, yellowish white, wove paper, and is imperforated.

#23,23,13.
dull violet



#23a,23,13a.
186 instead
of 1866



#23a,23,13a.
18 instead
of 1866



#23a,23,13a.
dull purple
186 instead



#23a,23,13a.
faked date
scraped off




Forgeries. Periods do not appear on real stamps
Fournier 1866. Fournier 1860.



#24,24,14.
blue



#24,24,14.
deep blue




#24a,24,14a.
offset of design
on back



#24,24,14.
mustach on
Queen



Forgery
Fournier note
period (.)



#25,25,15.
green



#25,25,15.
deep green



#25a,25,15a.
186 instead



#25b,25,15b.
offset on back



Forgery
Fournier (.)




Cuba

Issue of January 1, 1866.


#26,26,16.
rose



#26a,26,16a.
deep rose



#26a,26,16a.
carmine



#26a,26,16a.
rose red ?




Forgery
Fournier (.)



#26,26,16. Pair
position A1-A2




#26,26,16.
position J1



#26,26,16. Block of 4
rose



#26a,26,16a. Block of 4
deep rose



Cuba


Blocks

#19,17,12.




#20,18,10*.

left arm of T broken
LL stamp



#21,20,11*. Block of 8
very faint (.) 6th stamp




#20,18,10*.

wedge where inner frame meets
left upper roset lower left stamp




#20c,19,10a*.

wedge in inner frame
where it meets upper left roset



#25,25,15.
green




#20,18,10*.


broken 2 in 1/2 lower
left stamp




#21a,20,11*.



#25,25,15.
deep green




#21a,20,11*
dark salmon



Cuba

Block #25,25,15 & #25a,25,15a.

Note that position A3 is 18 instead of 1866, position A4, A5, & E6 are 186 instead of 1866.




Cuba

Surcharge of November 1866.

The 5c. value of the issue of 1866 was used to pay the fee for local delivery. These quickly came to be unavailable due to use. So as an expedient remainders of the 1/4 Real of the 1864 issue were surcharged to validate them for use in 1866, this being necessary because of the change to a decimal currency. Initially, a small "1866" was applied by handstamp: but after about 5% of the projected amount to be surcharged had been handstamped, it was determined that the handstamp was too small to be easily seen. The entire lot, including those already handstamped, was sent to a printer where a large "66" was typographed on the stamps.


#27,22,17.



#27a,22,17A.
1866 & 66



well centered



too high



too low



too far right



full surcharge
right partial
left



1/2 surcharge
left & right



used on piece
of paper



broken line
below second
O of CORREOS



break in right
outside border
of top right
ball



Forgery
shading lines run through points
of stars & frame broken under
R.1 PL



Forgery
crude lettering and short / in
1/4 & broken line below 1/4 R



Forgery
Bogus surcharge on other genuine
value of the 1864 issue which
had been demonetized #20,18,10*.



Cuba

Issue of January 1, 1867

This issue is identical to the design of 1866 but with a new date, and for the first time perforated 14.


#28,27,18.
dull violet

#28,27,18.

18 7 instead of 1867

Philatelic Fakes

Spiro (2nd frame) Fournier?



#29,28,19.
blue

#29a,28,19b.

18 7 instead of 1867

#29b,28,19b.

18,7 instead of 1867



#29c,28,19a.

offset of design on back

#29x

10. 7. 10.C mos 1867.

Philatelic Fakes
Spiro (2nd frame)



#30,29,20.
green

Philatelic Fakes
Spiro (2nd frame)



#31,30,21.
rose



#31a,30,21a.
no period 1867()

#31,30,21.
light carmine

#31,30,21.
pale carmine

Philatelic Fakes
rough perf.
Fournier ?

perforated 13.5.
very smooth ink



Cuba




Issue of January 1, 1867

This issue is identical to the design of 1866 but with a new date, and for the first time perforated 14.

#28,27,18.
dull violet

#28,27,18.
18 7 instead of
1867

Philatelic Fakes
Spiro (2nd frame)Fournier?



#29,28,19.
blue



#29a,28,19b.
18 7 instead of
1867

#29b,28,19b.
18,7 instead of
1867

#29c,28,19a.
offset of design
on back

#29x
10. 7.
10.C mos 1867.

Philatelic Fakes
Spiro (2nd frame)



#30,29,20.
green

Philatelic Fakes
Spiro (2nd frame)



#31,30,21.
rose



#31a,30,21a.
no period 1867() light carmine

#31,30,21.
light carmine

#31,30,21.
pale carmine

Philatelic Fakes
rough perf.
Fournier ?

perforated 13.5.
very smooth ink



Cuba

Issue of January 1, 1868

Stamps of a new design carrying the title "ULTRAMAR" at the top were, designed by Don Perez Varela, typographed by the Fabrica Nacional de Sellos, Madrid, on unwatermarked thin soft paper, perforated 14

5.CENT.

#32,31,22.
dull violet



10 CENT
#33,32,13*.
blue




#32x,31,22.
dated 1863



C
#33a,32,13*.
deep blue



#32x,31,22.
dated 1668



#33,32,13*.
blue
UP C is an E



#32x,31,22.
ULTRAMAB



offset of design
on back



Postal Fakes
thick line
above LL R



blue spot in
hair knot



Postal Fakes
thick line
above LL R



white circle
above C in CENT



Postal Fakes
thick line above LL R, color blue green
complete inner blue circle



20 CENT
#34,33,14*.
green



#34a,33,14*.
dark yellow
green



Postal Fakes
UR C & LL R
too large



wrong color
thick line above LL R



A

Cuba

Issue of January 1, 1868

40 CENT

#35,34,15*.
pale rose



#35a,34,15b*.
carmine rose



Issue of January 1, 1869

5 CENT

#40,38,23.
rose



#40,38,23.
carmine



white circle
above T



Postal Fakes

double white lines below ULTRAMAR
joined into one from left to under UL



10 CENT

#41,39.16*.
red brown



#41,39.16*.
yellow brown



#41,39.16*.
thick paper



#41,39.16*.
thin paper



brown line
above stamp



brown line
above stamp



#41,39.16*.
brown line
below stamp



#41,39.16*.
brown line
right of stamp



#41,39.16*.
brown line
left of stamp



Postal Fakes
(i) after 10
wrong color



(i) after 10
wrong color



rough stamp
wrong color



Cuba

Surcharges of 1868

A revolution in Sapin on September 29, 1868, overthrew Isabella II. The revolution was led by Marshall Serrano, and led to the Constitution of 1869. By an order dated September 30, 1868, all postage and tax order were composed of fat Roman type face prepared by the Fabrica Nacional de Moneda y Timbre in Madrid. Because the handstamp was applied to one stamp at a time they may appear in any position with the most prominate being an oblique angle rising from left to right.

HIGHT OF THE LETTERS

HABILITADO	2.5 mm
POR LA	1.5 mm
NACION	2.5 mm

LENGTH OF WORDS

HABILITADO	21 mm
POR LA	8.5 mm
NACION	17 mm

DISTANCE BETWEEN 1st & 2nd LINE	1.5 mm
DISTANCE BETWEEN 2nd & 3rd LINE	.75 mm
TOTAL DISTANCE	8.75 mm

Philitalic Fakes

#36,35,22A.
dull violet



#36,35,22A.
dull violet



right tip of R of POR directly above
I of NACION and POR LA 10 mm.



#37,35A,13A*.
deep blue



#37,35A,13A*.
deep blue



Philatelic Fakes

total hgt 9.5mm
I of NACION AND
L OF LA line up
space between
H A B too large



bottom of B
smaller than top
I of NACION
not streight up
H misshapen



wrong texture
of ink and
HABILITADO 22mm



wrong texture
of ink and
all measurements
correct



#38,36,14A*.
green (34)



#38,36,14A*.
dark yellow
green (34a)



#38,36,14A*.
blueish green



Philitalic Fakes

POR LA 9.25mm
total hgt 9.25mm



POR LA 10.2mm
total hgt 9mm
I's offset




O in POR open
top and bottom
I's offset



Cuba

Surcharges of 1868

#39,37,15A*.
rose
I of NACION is 1



#39,37,15A*.
carmine rose



#39,37,15A*.
rose



#39,37,15A*.
very rare up
to down



#39,37,15A*.
rose




Surcharges of 1869

A portion of the issue of January 1, 1869, was surcharged with same hand stamp as 1868.

#40,38,23A.
rose




#40,38,23A.
rose
second H visible L of LA above O



Philatelic Fakes
POR LA 10mm




#41,39,16A*.
red brown



#41,39,16A*.
red brown
vertical



#41,39,16A*.
I of NACION
is a 1




Partial surcharge
what there is
appears ok



Philatelic Fakes
wrong texture of
ink on surcharge



Philatelic Fakes
wrong texture of
ink on surcharge



Cuba

Issue of January 1, 1869

#42,40,17*.
orange



#42,40,17*.
pale orange



#42,40,17*.
yellow



#42,40,17*.
1889



Postal Fakes
thin line
under UR 0



rough stamp
wrong color



#43,41,18*.
dull violet



#43a,41,18a*.
black violet



#43a,41,18a*.
purple spot
below 8



Postal Fakes
thin line under UR 0 and wrong color



Surcharges of 1869

A portion of these issues were also surcharged. as described in surcharges of 1868.

#46,44,17A*.
orange



#46,44,17A*.
second H visable I of NACION is 1



#46,44,17A*.
Philatelic Fakes POR LA 10mm
R of POR above
left side of I



POR LA 13mm.
L of LA above
right side of I
no serif on P



total hight of
surcharge 9mm
L of LA above
right side of I
no serif on P



#47,45,18A*.
dull violet



#47,45,18A*.
violet



#47,45,18A*.
black violet (43a)
up to down



*Antillas Espanolas

Samuel 7. Bothwell

Cuba

Blocks

#28



#29




#31



#35



#41



#43



Cuba

Issue of February 1, 1870

In February 1870 there appeared a new issue, identical to the January 1870 issue for Spain. The only change being the currency used. Under the regency of the Duke de la Torre, the issue was designed and engraved by Eugenio Julio y Jover and was printed by the Fabrica Nacional de Moneda y Timbres, Madrid, on unwatermarked, thin, soft, white wove paper perforated 14.

#48,46,24.
blue



#48,46,24.
steel blue



#48,46,24.
break in >
behind 1870



Postal Fake
(.) is round
not square
wedge inside ear



Philatelic Fakes
very rough
off color



(.) is round
not square
wedge inside ear



#49,47,19*.
green



#49,47,19*.
light green



#49a,47,19*.
deep green



49b,47,19a*.
offset on back




#50,48,20*.
yellow brown



#50a,48,20*.
red brown



#50b,48,20a*.
offset on back



#50,48,20*.
no (.) after Cs



Fake?
possibly a very
rough printing
no shading



Postal Fakes
(.) is a -
no shading



Postal Fakes

bottom line of 2 is not parallel to line, there is no shading under eyes and there is a break in top line between 20 Cs and line is thicker above 20



perforations
did not pierce
no shading



pupil of eye
touches bottom
no shading



20 touches
at top
no shading



Cuba

Issue of February 1, 1870

40 Cs

#51, 49, 21*.

rose

#51, 49, 21*.

pale rose

Postal Fakes

rough printing on all 3 stamps, no shadow

under left eye. numbers in date poor

no perforations bad perforations no perf. bottom



Postal Fakes

All stamps are wrong color with no shadow under right eye, poor lines in pupil of right eye and shadow on chin only on left side.

Postal used



blocks

#49



#50



#50 Fake no shadow under left eye, line darker above 20 and broken behind 20



Cuba

Issue of February 1, 1871

In February 1871 appeared a new issue in a new design & a new currency of 100 cents equals 1 peseta. The design is that of a seated woman crowned with a mural crown, an allegory of the Republic. The dies were engraved by Eugenio Julia y Jover and the issue was typographed by the Fabrica Nacional de Moneda y Timbres, Madrid, on thick white wove unwatermarked paper. The issue is known imperforate and perforated 14.

12 C.

#52,50,25a.
lilac



#52,50,25a.
red lilac



#52a,50,25c.
lilac gray



#52b,50,25a
thin paper



proof



Forgeries Philatelic
Fournier per 14.5
staff solid line



25 C.

#53,51,23*.
ultramarine



#53a,51,23*.
deep ultra



#53x
blue



#53b,51,23a*.
thin paper



imperforate
very thick paper



#53,51a,23*.
imperforate



imperforate
gray lilac



imperforate
venetian red




broken olive
branch




broken 5



broken C first stamp



Forgeries Postal
solid staff
per 14.5



Forgeries Postal
profile
top of D open



Forgeries Philate
profile
solid staff



Forgeries Philatelic
profile
solid staff



Cuba

Issue of February 1, 1871

#54,5³,23*.
green



#54a,5³,23*.
deep green



#54b,5³,23*.
cream paper



#54c,5³,23a*.
very thick paper



#54,5³,23*.
light green



#54,5³,23*.
light blue green



#54,5³,23*.
open D



#54,5³,23*.
broken 0



Forgeries Philatelic Fournier ?
profile



break above 5



#55,53,24*.
yellow brown



#55,53,24s*.
inperforate



Forgeries Postal
profile & hand



Forgeries Philatelic
Spiro 2nd frame
perforated 14.5



Spiro, profile
hand & solid staff



cancellations also fakes

*Antillas Espanolas

Samuel T. Bothwell

Cuba

Issue of February 1, 1871

blocks

#52



#53



#54



#54



#55



Cuba

Issue of February 1, 1873

The Republic in Spain, founded by Marshall Serrano lasted until November 3, 1870, when the monarchy was restored. Amadeo second son of the King of Savoy, Victor Emmanuel II, arrived in Spain on December 27, 1870 and became Amadeo I of Spain. His reign lasted until February, 1873. This issue depicts the portrait of Amadeo, and was engraved by Eugenio Julia y Jover, typographed at the Fabrica Nacional de Moneda y Timbre in Madrid, on very thin, white, wove paper. It is unwatermarked and perforated 14.

#56,54,26.
dark green




#56,54,26.
blue green



#56,54,26.
creas through
right eye



#56,54,26.
proof



Philatelic Fake
Spiro ? 2nd frame
cancellation is a fake



#57,55,25*.
gray



#57a,55,25a*.
lilac



Philatelic Fake
Fournier?



#58,56,26*.
brown




#58a,56,26a*.
dark brown



#58,56,26*.
2 spots right
of LL 50




#58c,56a,26s*.
imperforate



#58,56,26*.
perforations
too close



Philatelic Fake
Fournier?
cancellation is f



#59,57,27*.
yellow brown
FAKE




#59,57,27*.
red brown



Philatelic Fakes.
perforated 12 perf. 14 x 13.5



Spiro?
2nd frame
cancellations are fake



Fournier?



*Antillas Espanolas

Cuba

Issue of Revolution Government in Exile 1874.

The Revolutionary Government of Cuba operating in the field against the forces of Spain authorized the revolutionary Junta in the United States to have the stamp printed to serve two purposes; one, to pay postage on correspondence in territory controlled by them (Cuba Libre) and, two, to be sold as a means of propaganda and to collect funds to buy arms and supplies. The legal basis was the Law of August 9, 1869, of the Republic and a Decree of January 25, 1871. The Stamp was used through out the Island but mostly around Holguin in the Eastern end of the Island. Steel engraved by the American Bank Note Company, it was printed by them in sheets of 100 (10 x 10) on unwatermarked paper and perforated 12. 100,000 stamps were printed.

10 CENTAVOS

#60, , .

pale green



Issue of February 1874

Amadeo I abdicated in February, 1873, and the Republic returned briefly. The Stamp is identical with the issue of 1871, with a different date.

12 1/2 C.

#61,58,27.

brown

Proof

#61P,58,27a.

blk brown



25 C.

#62,59,28.

ultramarine

#62a,59,28a.

gray blue

#62b,59,28.

deep ultr

#62c,59,28.

ultr thick paper intense blue

#62P,59,28b.

Fakes

per 14.5 profile



Cuba

Issue of February 1874

#63,61,29b.
gray



#63a,61,29.
deep violet



#63c,61,29a.
deep violet 1374 albino



#63,61,29.



#63a,61,29.
broken C



#63,61,29ba Block of six UR stamp 1374



Postal Fakes
perforated 14.5


no toe on
left foot



#64,62,30.
carmine



#64a,62,30.
pale carmine ?




Philatelic Fake
Perforated 12
cancellation is fake




Cuba

#62,59,28. ultramarine Block of 12



#62,59,28. ultramarine Block of 25



Cuba

Issue of January 1, 1875

This issue shows the coat of arms of Spain surmounted by a mural crown and is similar to the issue of October 1, 1874, for Spain. The dies were engraved by Luis Planol and the stamps were typographed by the Fabrica Nacional de Moneda y Timbre, Madrid, on white, unwatermarked paper, perforation 14.

12 1/2 CENTS.

#65,63,31.

light violet

#65x

light brown

#65x

almost albino

#65,63,31.


. in front of 12

#65a,63a,31s.

imperf. pair

Fake

dots in right
stripe of shield
not lined up



25 CENTS.

#66,64,32.

ultramarine

#66,64,32.

light ultra

#66,64,32.

gray blue

#66,64,32.

pale blue



50 CENTS.

#67,65,33.

blue green

#67,65,33.

gumed both sides



UNA PESETA

#68,66,34.

brown

proof

#68P,65,34a.

dark brown

#68,65,34.

gumed both sides doubled
inverted



Cuba

Blocks

#66



#67



#68

